




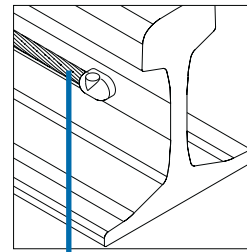


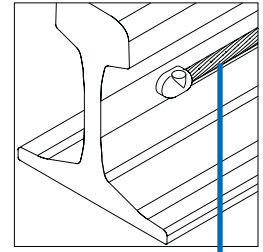
Cable to rail

R4

A mm ²					
16	45P10	R4L-4-16	HCR1	S103	-
16	45P10	R4R-4-16	HCR1	S103	-
25	45P10	R4L-4-25	HCR1	-	-
25	45P10	R4R-4-25	HCR1	-	-
35	45P10	R4L-4-35	HCR1	S106	HD35
35	45P10	R4R-4-35	HCR1	S106	HD35
50	65P10	R4L-4-50	HCR1	S107	HD50
50	65P10	R4R-4-50	HCR1	S107	HD50
70	75P10	R4L-4-70	HCR1	S108A	HD70
70	75P10	R4R-4-70	HCR1	S108A	HD70
95	75P10	R4L-9-95	HCR1	S109A	HD95
95	75P10	R4R-9-95	HCR1	S109A	HD95
120	115P10	R4L-9-120	HCR1	S110A	HD120
120	115P10	R4R-9-120	HCR1	S110A	HD120
150	150P10	R4L-9-150	HCR1	S111A	HD150
150	150P10	R4R-9-150	HCR1	S111A	HD150








R4L

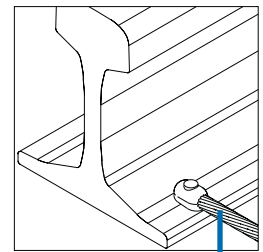


R4R








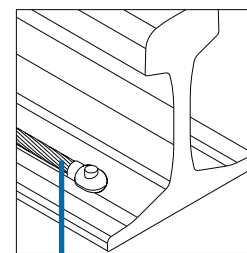
R5

A mm ²					
16	25P10	R5-3-16	HCPK2	S103	-
25	25P10	R5-3-25	HCPK2	-	-
35	32P10	R5-3-35	HCPK2	S106	HD35
50	45P10	R5-3-50	HCPK2	S107	HD50
70	65P10	R5-3-70	HCPK2	S108	HD70
95	65P10	R5-3-95	HCPK2	S109	HD95
120	90P10	R5-3-120	HCPK2	S110	HD120
150	115P10	R5-3-150	HCPK2	S111	HD150

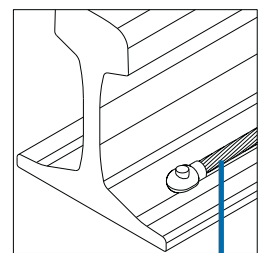


R10

A mm ²					
16	25P10	R10L-3-16	HCPK2	S103	-
16	25P10	R10R-3-16	HCPK2	S103	-
25	25P10	R10L-3-25	HCPK2	-	-
25	25P10	R10R-3-25	HCPK2	-	-
35	32P10	R10L-3-35	HCPK2	S106	HD35
35	32P10	R10R-3-35	HCPK2	S106	HD35
50	45P10	R10L-3-50	HCPK2	S107	HD50
50	45P10	R10R-3-50	HCPK2	S107	HD50
70	65P10	R10L-3-70	HCPK2	S108	HD70
70	65P10	R10R-3-70	HCPK2	S108	HD70
95	65P10	R10L-3-95	HCPK2	S109	HD95
95	65P10	R10R-3-95	HCPK2	S109	HD95
120	90P10	R10L-3-120	HCPK2	S110	HD120
120	90P10	R10R-3-120	HCPK2	S110	HD120
150	115P10	R10L-3-150	HCPK2	S111	HD150
150	115P10	R10R-3-150	HCPK2	S111	HD150



R10L

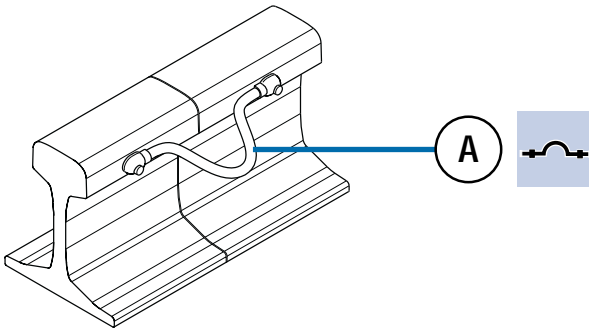


R10R



R12

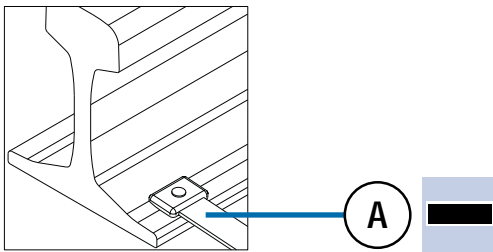
Cable to rail



A mm ²				
25	32P10	R12-8-25	HCR2	RB25
35	32P10	R12-8-35	HCR2	RB35
50	45P10	R12-8-50	HCR2	RB50
70	65P10	R12-8-70	HCR2	RB70
95	75P10	R12-8-95	HCR2	RB95
120	115P10	R12-8-120	HCR2	RB120

R6

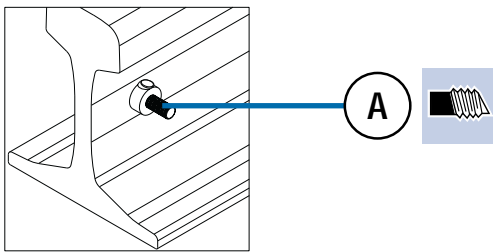
Bar to rail



A mm x mm				
25 x 3	65P10	R6-3-253	HCPK2	

R8

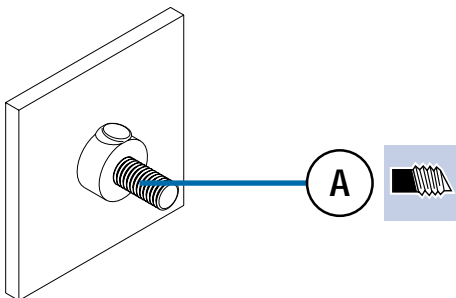
Stud to rail



A mm ²				
M6	45P10	R8-4-M6	HCPK4	RSSM6
M8	45P10	R8-4-M8	HCPK4	RSSM8
M10	65P10	R8-4-M10	HCPK4	RSSM10
M12	90P10	R8-4-M12	HCPK4	RSSM12
M16	115P10	R8-4-M16	HCPK4	RSSM16

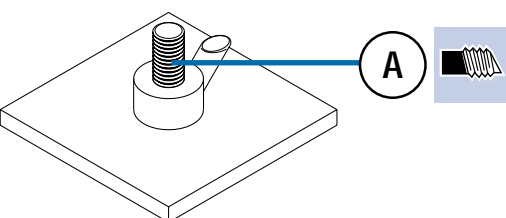
RS1

Stud to steel surface



A mm ²				
M6	25P10	RS1-4-M6	HCPK4	RSSM6
M8	32P10	RS1-4-M8	HCPK4	RSSM8
M10	45P10	RS1-4-M10	HCPK4	RSSM10
M12	65P10	RS1-4-M12	HCPK4	RSSM12
M16	115P10	RS1-4-M16	HCPK4	RSSM16

RS2



A mm ²				
M6	25P10	RS2-4-M6	HCPK4	RSSM6
M8	32P10	RS2-4-M8	HCPK4	RSSM8
M10	45P10	RS2-4-M10	HCPK4	RSSM10
M12	65P10	RS2-4-M12	HCPK4	RSSM12
M16	115P10	RS2-5-M16	HCPK5	RSSM16