

Which pump do I have?

The best way to differentiate the Generation 2 pump from the Generation 1 pump is the inline filter that is visible on the Generation 2 pump on the left-hand side. The product labels are also different.

Generation 1 Pump



Part number 116885 (yellow) and 118933 (black)

Operation Information for the Generation 1 pump

Using the sintered filter

For temperatures -10°C to +0°C (14°F to 32°F)

The maximum tube length when using the metallic sintered filter is 10 ft. (3 m).

For temperatures 0°C to +50°C (32°F to 122°F)

The maximum tube length when using the metallic sintered filter is 30 ft. (9.1 m).

Using the sample probe

For temperatures -10°C to +0°C (14°F to 32°F)

The maximum tube length when using the sample probe is 10 ft. (3 m).

⚠ Warning

When using the sample probe at -10°C to +0°C (14°F to 32°F), keep the sample probe in your hand .

For temperatures 0°C to +50°C (32°F to 122°F)

The maximum tube length when using the sample probe is 10 ft. (3 m).

Generation 2 Pump



Part number 130916 (yellow) and 130917 (black)

Operation Information for the Generation 2 pump

Using the sintered filter

For temperatures -20°C to +50°C (-4°F to 122°F)


The maximum tube length when using the metallic sintered filter is 67 ft. (20 m).

Using the sample probe

For temperatures -20°C to +50°C (-4°F to 122°F)

The maximum tube length when using the sample probe is 10 ft. (3 m)

see over for more important pump information



Information for both Generation 2 and Generation 1 pumps

⚠ Warning

Do not upgrade your X5 Series unit unless you have contacted BW Technologies by Honeywell first.

The following information has been changed for the GasAlertMicro 5 Series/X5 Series.


Quick Reference Guide (128900 D6258/1)

Proper Pump Operation

When using the pump module, attach it and the pump accessories prior to activating the detector.

⚠ Warning

If the pump module is installed on the detector, the following three things must occur during start-up. **If any one of the conditions below does not occur, discontinue use of the detector and contact BW Technologies by Honeywell immediately.**

- The detector prompts for a pump test during start-up
- The pump module passes the pump test at start-up when the pump inlet or sample chain inlet is blocked
- The  icon displays on the LCD

Pump Features

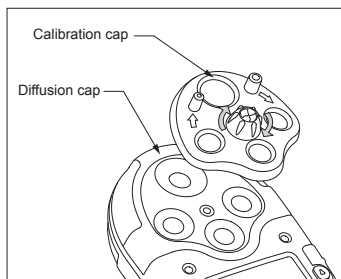
The sections regarding Replacing the Pump Filter and Replacing the Pump Nozzle are for the Generation 2 pump. To replace those components, refer to Pump Module Auxiliary Filter Instruction Card.

⚠ Warning

To ensure accurate gas detection, the sensors must be calibrated immediately when the pump module is replaced by the diffusion cap and vice versa.

⚠ Caution

A demand flow regulator must be used to manually calibrate the GasAlertMicro 5/PID/IR detector when the pump module is installed.

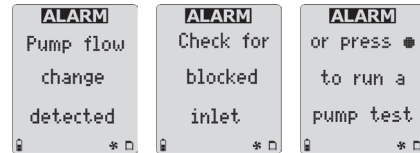


Note

The calibration cap is designed for use with the diffusion cap only. It cannot be used with the pump module.


Pump Alarm

The external pump draws air over the sensors continually. If the pump stops operating or becomes blocked, the detector activates the pump alarm and the pump alarm latches. The following screens display.



⚠ Caution

Ensure the blockage is cleared before pressing  to acknowledge the latched pump alarm.

When  is pressed, the detector automatically launches a pump test to reset the pump module.

Refer to Pump Test in the GasAlertMicro 5/PID/IR User Manual for more information. If the pump test is successful, the detector returns to normal operation, otherwise the pump alarm continues. If the pump alarm persists, refer to the Pump Operation section in Troubleshooting in the GasAlertMicro 5/PID/IR User Manual.



Thank you for reading this data sheet.

For pricing or for further information, please contact us at our UK Office, using the details below.



UK Office

Keison Products,

P.O. Box 2124, Chelmsford, Essex, CM1 3UP, England.

Tel: +44 (0)1245 600560

Fax: +44 (0)1245 600030

Email: sales@keison.co.uk

Please note - Product designs and specifications are subject to change without notice. The user is responsible for determining the suitability of this product.