





CURRENT STATUS OF INSTRUMENT

BUTTON PRESS	OFF	NORMAL OPERATION	VIEWING MAX / MIN	GAS ALARM ACTIVE	FLOW FAULT ALARM	ZERO FAULT ALARM	IN 'LOC' LIST	
▽ PRESS 		Change Range LEL to VOL (CGI only)					UP One Item	
▽ PRESS & HOLD 	Switch ON (CGI only)	Store Values ▽ Switch OFF	Clear MIN / MAX	Store Values			Ramp UP	
▽ PRESS 		View MAX	View MIN (if available)				DOWN One Item	
▽ PRESS & HOLD 	Switch ON (CSM only)	Pump ON / OFF (CGI only) ▽ ZERO ▽ (CGI only)	Return to LIVE Readings	Acknowledge Latching Alarm (CSM only) Mute Non-Latching Alarm (CSM only)	Acknowledge Flow Fault Alarm - Switch Pump Back ON (CGI only)	Acknowledge Zero Fault Alarm	Ramp DOWN	
PRESS & HOLD BOTH		Enter LOC List	Note: ▽ = Press & Extended Hold					Select & Exit



Thank you for reading this data sheet.

For pricing or for further information, please contact us at our UK Office, using the details below.



UK Office

Keison Products,

P.O. Box 2124, Chelmsford, Essex, CM1 3UP, England.

Tel: +44 (0)330 088 0560

Fax: +44 (0)1245 808399

Email: sales@keison.co.uk

Please note - Product designs and specifications are subject to change without notice. The user is responsible for determining the suitability of this product.