pHep®

HI 98107

Pocket-sized pH Meter

pHep® is a rugged pH tester with replaceable electrode and renewable reference junction. The instrument can be calibrated at two points by the user, simply acting on the offset and slope calibration trimmers.

pHep® is in compliance with the CE directives.

SPECIFICATIONS

Range	0.0 to 14.0 pH
Resolution	0.1 pH
Accuracy (@20°C/68°F)	±0.1 pH
Typical EMC Deviation	±0.1 pH
Calibration	Manual, 2 point, through offset and slope trimmers
Environment	0 to 50°C (32 to 122°F); RH max 95%
Battery Type	4 x 1.5V alkaline
Battery Life	approx. 700 hours of use
Dimensions	175 x 41 x 23 mm (6.9 x 1.6 x 0.9")
Weight	95 g (3.4 oz.)

ACCESSORIES

HI 73106	Spare electrode
HI 7004M	pH 4.01 solution, 230 mL bottle
HI 7007M	pH 7.01 solution, 230 mL bottle
HI 7010M	pH 10.01 solution, 230 mL
HI 70300M	Storage solution, 230 mL bottle
HI 7061M	Cleaning solution, 230 mL bottle
HI 731326	Calibration screwdriver (20 pcs)

pHep is a registered Trademark of Hanna Instruments

HANNA® instruments

IST98107 R5 05/05

CONDITIONING

- Remove the cap.
- To activate the electrode, immerse it in **HI70300** storage solution for 2 hours.

CALIBRATION

- Immerse the electrode in pH 7.01 (**HI7007**) buffer solution.
- Allow the reading to stabilize and with the supplied screwdriver, adjust the "pH7" calibration trimmer to read "7.0" pH.
- Rinse the electrode with tap water and immerse it into the second buffer.

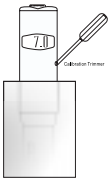

- Use pH 4.01 (**HI7004**) if the solution to be measured is acidic (pH $<$ 7), or pH 10.0 (**HI7010**) for alkaline samples (pH $>$ 7).
- Allow the reading to stabilize and with the screwdriver adjust the "pH4/10" calibration trimmer to read "4.0" or "10.0" pH.

OPERATION

- Remove the protective cap, turn the pHep® on, by sliding the ON/OFF switch on the top of the meter.
- Immerse it in the solution to be tested without exceeding the maximum immersion level.
- Stir gently and wait for the reading to stabilize.

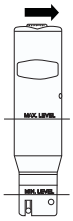

- After use, switch the meter off, rinse the electrode with tap water and store it with a few drops of storage (**HI70300**) or pH7 (**HI7007**) solution in the protective cap. Always replace the protective cap after use.

NEVER USE DISTILLED OR DEIONIZED WATER FOR STORAGE PURPOSES.

- Large differences in pH readings ($\pm$1 pH) could be due to lack of calibration or dry electrode.

MAINTENANCE

The sensor should be kept moist at all times. For this purpose, always keep wet the tissue inside the protective cap. In case of erroneous readings even after an accurate conditioning and calibration, the reference junction might be contaminated or clogged.

Pull out 2 mm (1/8") of the cloth junction to renew the electrode reference (it is recommended to cut the cloth leaving always at least 2 mm - 1/8" over the reference compartment) and recalibrate the meter.

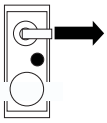

The cloth junction can be pulled out approximately 20 times. After that, the electrode should be replaced.

ELECTRODE REPLACEMENT

For replacing the electrode, contact your Dealer or the nearest Hanna Service Center.

BATTERY REPLACEMENT

If calibration can not be performed or the display fades, batteries must be replaced. Slide off the battery compartment cover and replace all four 1.5V alkaline batteries, while paying attention to the correct polarity.

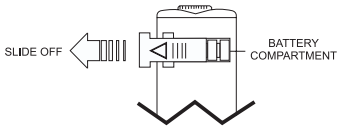

Batteries should only be replaced in a non-hazardous area and using the battery type specified in this instruction manual.

WARRANTY

This meter is guaranteed for one year against defects in workmanship and materials when used for their intended purpose and maintained according to instructions. This warranty is limited to repair or replacement free of charge. Damages due to accident, misuse, tampering or lack of prescribed maintenance are not covered. If service is required, contact the dealer from whom you purchased the instrument. If under warranty, report the model number, date of purchase, serial number and the nature of the failure. If the repair is not covered by the warranty, you will be notified of the charges incurred. If the instrument is to be returned to Hanna Instruments, first obtain a Returned Goods Authorization Number from the Customer Service department and then send it with shipment costs prepaid. When shipping any instrument, make sure it is properly packaged for complete protection.

Thank you for reading this data sheet.

For pricing or for further information, please contact us at our UK Office, using the details below.

UK Office
Keison Products,
P.O. Box 2124, Chelmsford, Essex, CM1 3UP, England.
Tel: +44 (0)330 088 0560
Fax: +44 (0)1245 808399
Email: sales@keison.co.uk

Please note - Product designs and specifications are subject to change without notice. The user is responsible for determining the suitability of this product.