



ULTRAFLO D5000 **Non-Contacting** **Doppler Flow Meter**

Simple, Non-Contacting Flow Meter for Accurate Flow Measurement from Outside a Pipe

Doppler Flow Meters monitor the flow rate of dirty or aerated liquids including: wastewater, chemicals, acids, slurries, abrasives and viscous liquids. Recommended for full pipes and any fluid that contains solids or bubbles. The UF D5000 strap-on sensor is mounted on the outside of a plastic or metal pipe 12.7 mm diameter or larger. To measure flow an acoustic signal is reflected back to the sensor from moving particles or gas bubbles suspended in the fluid. Installation is easy - without shutting down the flow system. No contact is made with the moving fluid and no pipe cutting or drilling is required. There is no fouling or scale build-up on the sensor. The UF D5000 Doppler Flow Meter includes an ultrasonic sensor, a simple 5-key calibration system, a large digital flow rate display with totalizer, isolated 4-20mA output and two programmable control relays. Data logger and intrinsically safe sensor are optional.

- Displays, Transmits, Totalizes and Controls
- Ideal for "Problem Liquids"
- External Sensor
- No Contact, No Maintenance

- User-Friendly Calibration
- Password Protected
- Isolated 4-20mA Output
- 2 Control Relays
- Digital Signal Processing
- Optional Intrinsic Safety



micronics

Non-Contacting Doppler Flow Meter Measures Flow with Strap-On Ultrasonic Sensor

Designed for "Difficult" Liquids

The UF D5000 Doppler Flow Meter works best in applications that would defeat regular contacting flow meters. Because the Sensor is mounted on the outside of the pipe, it is unaffected by abrasives or harsh chemicals. There is no obstruction to flow and no pressure drop.

Easy to Install

Each UF D5000 Doppler Flow Meter includes a strap-on ultrasonic sensor, an adjustable stainless steel mounting clamp and sensor coupling compound. The sensor fits on the outside of any pipe diameter 12.7 mm or larger. It takes just a few minutes to install. There is no need to shut down flow.

Simple, Single-Head Sensor Design

Ultrasonic signals are transmitted and received from a single-head sensor. The mounting clamp (included) ensures correct sensor alignment on horizontal or vertical pipes. The UF D5000 automatically self-tunes to the cable length up to 150 m (500 ft).

Works on Most Pipes

The UF D5000 Doppler Flow Meter measures flow in PVC, carbon steel, stainless steel, cast iron, fiberglass and lined pipes... any pipe material that conducts ultrasound. Doppler signals cannot transmit through pipe walls which contain air pockets (e.g. concrete or wood), or loose pipe liners (with an air gap between the liner and pipe wall).

NEW - Backlit Matrix Display with Simple, 5-key Menu System

Calibration is easy with the new UF D5000 user-friendly menu system. Press the arrow keys to scroll through menus, change settings and enter calibration values. You can select English, French or Spanish menus, enable a password to protect settings and control brightness of the digital display.

NEW - Reverse Flow Measurement

The UF D5000 measures flow in either direction and displays positive or negative values. You can control the Totalizer to subtract reverse flow, or to totalize forward flow only. The 4mA setting can also be adjusted to a negative flow setting.

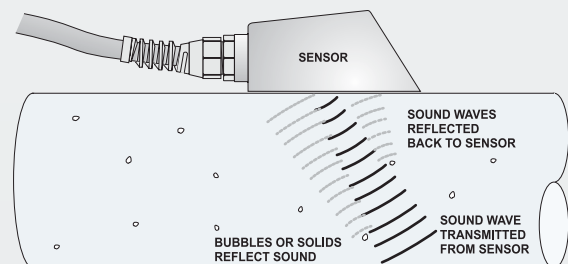
NEW - Optional Data Logger with USB Thumb Drive Support

Order your UF D5000 Doppler Flow Meter with an optional built-in 2 million point data logger. It includes Windows software to display flow charts and tables and to create dynamic flow reports. Just plug in a standard USB flash drive and log files are downloaded automatically - and fast!

Principle of Operation

The UF D5000 Sensor transmits continuous high frequency sound through the pipe wall into the flowing liquid.

Sound is reflected back to the Sensor from particles or gas bubbles in the liquid. If the liquid is flowing, the reflected sound returns at an altered frequency (the Doppler effect). The UF D5000 continuously measures this frequency shift to accurately measure flow.



Enhanced Signal Processing for Reliable Accuracy

The UF D5000 Doppler flow algorithm filters out background noise and interference. The digital signal processor discriminates against weak and distorted signals. When the processor cannot measure accurately the meter will display zero flow and indicate low signal confidence.



ULTRAFLO D5000 Specifications

General Specifications ULTRAFLO D5000 Doppler Flow Meter

Flow Rate Range:	±0.075 to +12.2 m/sec (0.25 to +40 ft/sec) in most applications
Pipe Size:	Any pipe ID from 12.7 mm to 4.5 m (½" to 180")
Accuracy:	±2% of scale. Requires solids or bubbles minimum size of 100 microns, minimum concentration 75 ppm. Repeatability: ±0.1%, Linearity ±0.5% of full scale
Display:	White, backlit matrix - displays flow rate, totalizer, relay states, operating mode and calibration menu
Calibration:	Built-in 5-key calibrator with English, French or Spanish language selection
Power Input:	100-240VAC 50-60Hz (see Options), 3 Watts maximum (with standard features)
Outputs:	Isolated 4-20mA (1000 ohm load max.)
Control Relays:	Qty 2, rated 5 amp SPDT, programmable flow alarm and/or proportional pulse
Enclosure:	Watertight, dust tight NEMA4X (IP 66) fiberglass with a clear shatter-proof face
Electronics Operating Temperature:	-23° to 60°C (-10° to 140°F)
Sensitivity:	Adjustable. Damping: adjustable
Electrical Surge Protection:	Sensor, 4-20mA output and AC power input
Shipping Weight:	6.3 kg (14 lbs)

Sensor Specifications

Model SE4:	Single-head ultrasonic with 6 m (20 ft) shielded cable and stainless steel mounting kit for pipes 12.7 mm (½") ID or larger. Designed to withstand accidental submersion to 10 psi.
Sensor Operating Temperature:	-40° to 93°C (-40° to 200°F)

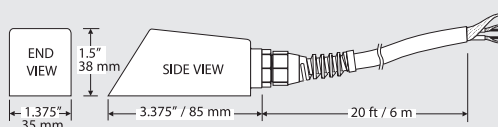
Options

Sensors:	Intrinsic Safety Barriers for Sensor mounting in hazardous locations, SE3H High Temperature model rated up to 150°C (302°F), ISE Insertion type for special applications
Sensor Cable:	15 m (50 ft) or 30 m (100 ft) continuous shielded coaxial pair, or splice up to 152 m (500 ft) with Junction Box. Self tunes to extended cable
Enclosure Heater:	For outdoor installation, 16 watt thermostatically controlled to -40°C (-40°F)
Data Logger:	Built-in 2 million point logger with USB output and Windows™ software
Power Input:	9-32VDC
Control Relays:	4 additional (6 total) rated 5 ampere SPDT

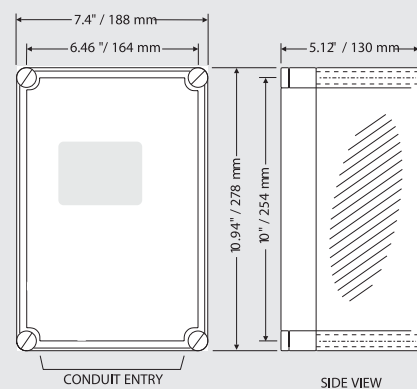
Applications:

Recommended for:	Liquids containing suspended solids or bubbles minimum size of 100 microns, minimum concentration 75 ppm. Sensor mounts on Vertical or Horizontal pipes
Sensor Mounting Location:	6-10 pipe diameters from elbows, tees (turbulence increasing devices) and >30 pipe diameters from pumps, controlling valves and pipe discharge
Pipe Materials:	Steel, stainless steel, cast iron, PVC, fiberglass and any contiguous pipe material that conducts sound, including lined pipes with liner bonded to pipe wall. Avoid pipes with loose insertion liners and pipe walls which contain air (concrete, wood etc.)

Dimensions



SE4 ULTRASONIC
DOPPLER SENSOR



ENCLOSURE



ULTRAFLO D5000 **Non-Contacting** **Doppler Flow Meter**

Non-Contacting Doppler Flow Meter. Monitors, Displays, Totalizes and Controls from Outside a Pipe.

Designed for:

- **Raw Sewage**
- **Treated Wastewater**
- **Viscous Liquids**
- **Chemicals and Acids**
- **Sludge and Slurries**
- **Solvents**
- **Pulp Stock**
- **Food Products**
- **Lubricating Oils**
- **Crude Oil**
- **Cooling Water**

**Ideal for full pipes and
any liquid containing
gas bubbles or solids
larger than 100 microns
and in concentrations
greater than 75 ppm.**

Ideal for Tough Flow Applications

The UF D5000 flow sensor installs without cutting the pipe. It takes just a few minutes to mount on the outside of any pipe. Calibration is easy with the built-in, 5-button keypad. Select your choice of flow units and enter pipe diameter through the user friendly calibration menu. Enable password protection to prevent tampering.

Special Features

- Digital processing system tracks flow signals accurately and auto-zeroes with signal loss
- Noise suppression circuitry filters 'dirty' power and electrical interference from most VFD's
- Automatically converts between measurement units (e.g. gallons or litres)
- Calibration data and Totalizer values are stored automatically during power interruptions
- Output "simulation" function simplifies calibration of remote devices (e.g. chart recorders or controllers)
- Self-tunes to sensor cable length

Benefits of Non-Contacting Flow Measurement

No Contact means no maintenance, no sensor fouling, no obstruction to flow, no pressure drop, no corrosion and no pipe cutting or drilling for installation.



Thank you for reading this data sheet.

For pricing or for further information, please contact us at our UK Office, using the details below.



UK Office

Keison Products,

P.O. Box 2124, Chelmsford, Essex, CM1 3UP, England.

Tel: +44 (0)330 088 0560

Fax: +44 (0)1245 808399

Email: sales@keison.co.uk

Please note - Product designs and specifications are subject to change without notice. The user is responsible for determining the suitability of this product.